


UNDER-FLOOR EXHAUST GASES EXTRACTION SYSTEMS



Applicazioni



Impiego

Under-floor exhaust gases extraction systems

DESCRIPTION

The exhaust gas extraction systems can be installed only in cases wherein the construction of the new repair shop has not yet seen the completion of masonry work and flooring in the working area. This type of system is recommended in the following cases:

- Lay-out already defined and not subject to relocation, including future rearrangements;
- No more than 5 extraction points on each line;
- Partial contemporaneity rate (no more than 3 out of 5);
- Extraction lines no more than 40/50 m in length, including fumes expulsion duct;
- Extraction points can be installed in areas that are protected from constant movement of vehicles.

TECHNICAL FEATURES

PFA 1

Die-cast aluminium underfloor trap for the extraction of the exhaust gases of small and medium engine size cars

PFA 2

Cast-iron GS 500-7 underfloor trap according to ISO 1083 / EN 1563 for the extraction of exhaust gases of vans, trucks and heavy vehicles.

When the TGA hose shall retract into the floor trap, it is recommended to use a quick connector between the hose and the nozzle, to avoid damages. In this way the TGA hose can be completely retracted inside the trap. The TGE hose is not suitable for retraction in the trap and is recommended for external use.

ADDED VALUES

PFA1

Natural anti-slip aluminum under-floor manhole cover.

PFA2

Anti-slip cast-iron type "4 L" homologated manhole cover. Resistant up to 250 Kn according to EN 124. Black hydrosoluble paint-covered.

CERTIFICATIONS



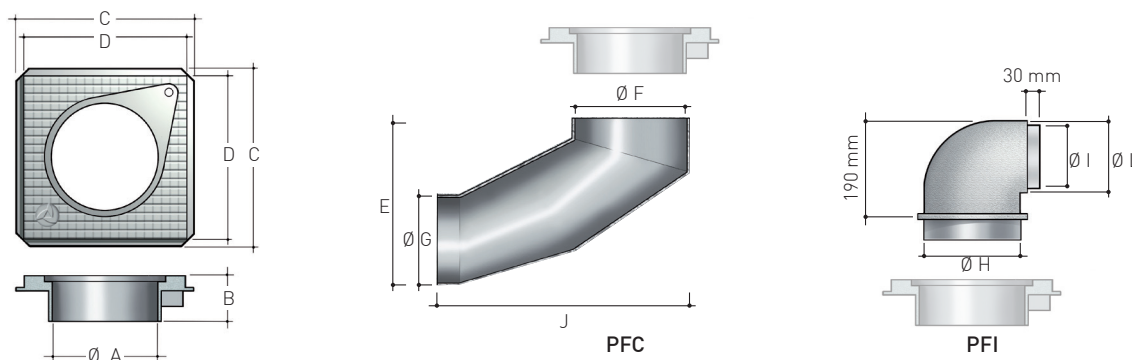
PFA

UNDER-FLOOR EXHAUST GASES EXTRACTION SYSTEMS


TECHNICAL FEATURES

Model	Material	Applications	TGA extraction flexible hose	Suggested air flow	PFC underground bend	PFI upper bend
			Ø mm	m ³ /h	Ø mm	Model
PFA 1	Natural aluminium	Motorbike - car - van	75	400	151	PFI 75
PFA 1	Natural aluminium	Motorbike - car - van	100	650	151	PFI 100
PFA 1	Natural aluminium	Motorbike - car - van	125	1000	–	PFI 125
PFA 1	Natural aluminium	Motorbike - car - van	150	1200	–	PFI 150
PFA 2	Black painted cast iron	Van - Heavy veicle	75	400	250	–
PFA 2	Black painted cast iron	Van - Heavy veicle	100	650	250	–
PFA 2	Black painted cast iron	Van - Heavy veicle	125	1000	250	–
PFA 2	Black painted cast iron	Van - Heavy veicle	150	1200	250	–

DIMENSIONS




Model	Ø A	B	C	D	E	Ø F	Ø G	Ø H	Ø I	Ø L	J
	mm	mm	mm	mm	mm	mm	mm	mm	mm	mm	mm
PFA1	165	90	250	230	340	185	158	150	135	147	310
PFA2	250	45	400	360	370	315	240	–	–	–	430





PFA

PFA1 ALUMINIUM UNDERGROUND EXTRACTION SYSTEM




PFA1	Code	Description
	PFA0100000000	Aluminium cast no-slip underground trap


PFC underground bend for PFA1	Code	Description
	PFC0100000000	PVC underground bend for TGA hose on aluminium trap - maximum length of the hose 2.5 m

PFI upper bend for PFA1	Code	Description
	PFI0750000000	External bend for flexible hose connection Ø 75 mm
	PFI1000000000	External bend for flexible hose connection Ø 100 mm
	PFI1250000000	External bend for flexible hose connection Ø 125 mm
	PFI1500000000	External bend for flexible hose connection Ø 150 mm








PFA2 CAST IRON UNDERGROUND EXTRACTION SYSTEM











PFA2	Code	Description
	PFA0200000000	Black painted cast iron no-slip underground well

PFC underground bend for PFA2	Code	Description
	PFC0200000100	PVC underground bend for PFA-2 cast iron trap - maximum hose length 2.5 m

ACCESSORIES

TGA - Anti-crush flexible hose	Code	Description
	TGA00750007500	 TGA flexible hose Ø 75 - L. 7.5 m
	TGA00750010000	 TGA flexible hose Ø 75 - L. 10 m
	TGA00750012500	 TGA flexible hose Ø 75 - L. 12.5 m
	TGA01000007500	TGA flexible hose Ø 100 - L. 7.5 m
	TGA01000010000	 TGA flexible hose Ø 100 - L. 10 m
	TGA01000012500	TGA flexible hose Ø 100 - L. 12.5 m
	TGA01250007500	TGA flexible hose Ø 125 - L. 7.5 m
	TGA01250010000	 TGA flexible hose Ø 125 - L. 10 m
	TGA01250012500	TGA flexible hose Ø 125 - L. 12.5 m
	TGA01500007500	 TGA flexible hose Ø 150 - L. 7.5 m
	TGA01500010000	TGA flexible hose Ø 150 - L. 10 m
	TGA01500012500	TGA flexible hose Ø 150 - L. 12.5 m

TGE - Anti-crush flexible hose	Code	Description
	TGE00750003000	 Double-layered flexible hose TGE Ø 75 - L. 3 m
	TGE00750006000	 Double-layered flexible hose TGE Ø 75 - L. 6 m
	TGE00750009000	 Double-layered flexible hose TGE Ø 75 - L. 9 m
	TGE01000003000	Double-layered flexible hose TGE Ø 100 - L. 3 m
	TGE01000006000	 Double-layered flexible hose TGE Ø 100 - L. 6 m
	TGE01000009000	Double-layered flexible hose TGE Ø 100 - L. 9 m
	TGE01250003000	Double-layered flexible hose TGE Ø 125 - L. 3 m
	TGE01250006000	 Double-layered flexible hose TGE Ø 125 - L. 6 m
	TGE01250009000	Double-layered flexible hose TGE Ø 125 - L. 9 m
	TGE01500003000	 Double-layered flexible hose TGE Ø 150 - L. 3 m
	TGE01500006000	Double-layered flexible hose TGE Ø 150 - L. 6 m
	TGE01500009000	Double-layered flexible hose TGE Ø 150 - L. 9 m




ACCESSORIES

Quick connectors	Code	Description
	ARBM0000000075	Quick connector in Ertalon - male part - for rubber nozzle Ø 75 mm
	ARTF0000000075	Quick connector in Ertalon - female part - for flexible hose Ø 75 mm
	ARTM0000000075	Quick connector in Ertalon - male part - for flexible hose Ø 75 mm (for extension of hose)
	ARBM0000000100	Quick connector in Ertalon - male part - for rubber nozzle Ø 100 mm
	ARTF0000000100	Quick connector in Ertalon - female part - for flexible hose Ø 100 mm
	ARTM0000000100	Quick connector in Ertalon - male part - for flexible hose Ø 100 mm (for extension of hose)
	ARBM0000000125	Quick connector in Ertalon - male part - for rubber nozzle Ø 125 mm
	ARTF0000000125	Quick connector in Ertalon - female part - for flexible hose Ø 125 mm
	ARTM0000000125	Quick connector in Ertalon - male part - for flexible hose Ø 125 mm (for extension of hose)
	ARBM0000000150	Quick connector in Ertalon - male part - for rubber nozzle Ø 150 mm
	ARTF0000000150	Quick connector in Ertalon - female part - for flexible hose Ø 150 mm
	ARTM0000000150	Quick connector in Ertalon - male part - for flexible hose Ø 150 mm (for extension of hose)

Quick connectors with clamps	Code	Description
	ARTOMETPIN125F	Quick connector in galvanised steel with clamps, for hose Ø 125 mm - female part
	ARTOMETPIN125M	Quick connector in galvanised steel with clamps, for hose Ø 125 mm - male part
	ARTOMETPIN150F	Quick connector in galvanised steel with clamps, for hose Ø 150 mm - female part
	ARTOMETPIN150M	Quick connector in galvanised steel with clamps, for hose Ø 150 mm - male part
	ARTOMETPIN200F	Quick connector in galvanised steel with clamps, for hose Ø 200 mm - female part
	ARTOMETPIN200M	Quick connector in galvanised steel with clamps, for hose Ø 200 mm - male part

ACCESSORIES

Quick connectors with bajonet coupling	Code	Description
	ART00MET000751	Quick connector in galvanised steel with bajonet coupling, for hose Ø 75 mm - female part
	ART00MET000752	Quick connector in galvanised steel with bajonet coupling, for hose Ø 75 mm - male part
	ART00MET001001	Quick connector in galvanised steel with bajonet coupling, for hose Ø 100 mm - female part
	ART00MET001002	Quick connector in galvanised steel with bajonet coupling, for hose Ø 100 mm - male part
	ART00MET001251	Quick connector in galvanised steel with bajonet coupling, for hose Ø 125 mm - female part
	ART00MET001252	Quick connector in galvanised steel with bajonet coupling, for hose Ø 125 mm - male part

NOZZLES AND POSITIONERS

For the nozzles selection please go to the dedicated section

